



Structured feedback for curriculum and its transaction is regularly obtained from stakeholders like Students, Teachers, Employers, Alumni, Academic peers etc., and Feedback processes of the institution may be classified as follows:

Parent Feedback on Curriculum Analysis Report

Academic Year 2023-24

I Year B.Tech. Civil Engineering

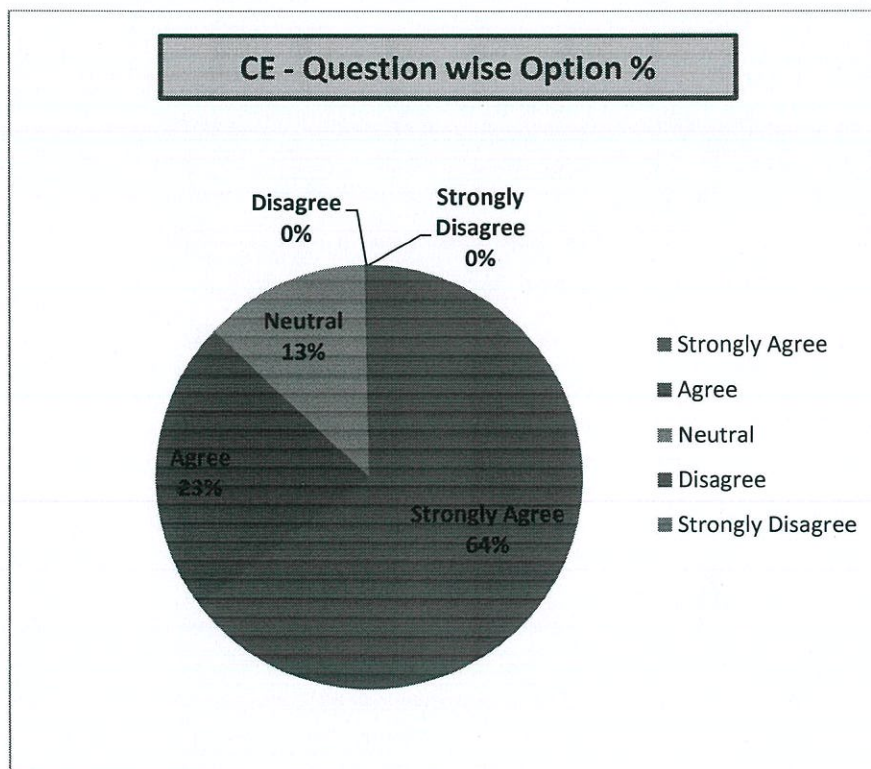
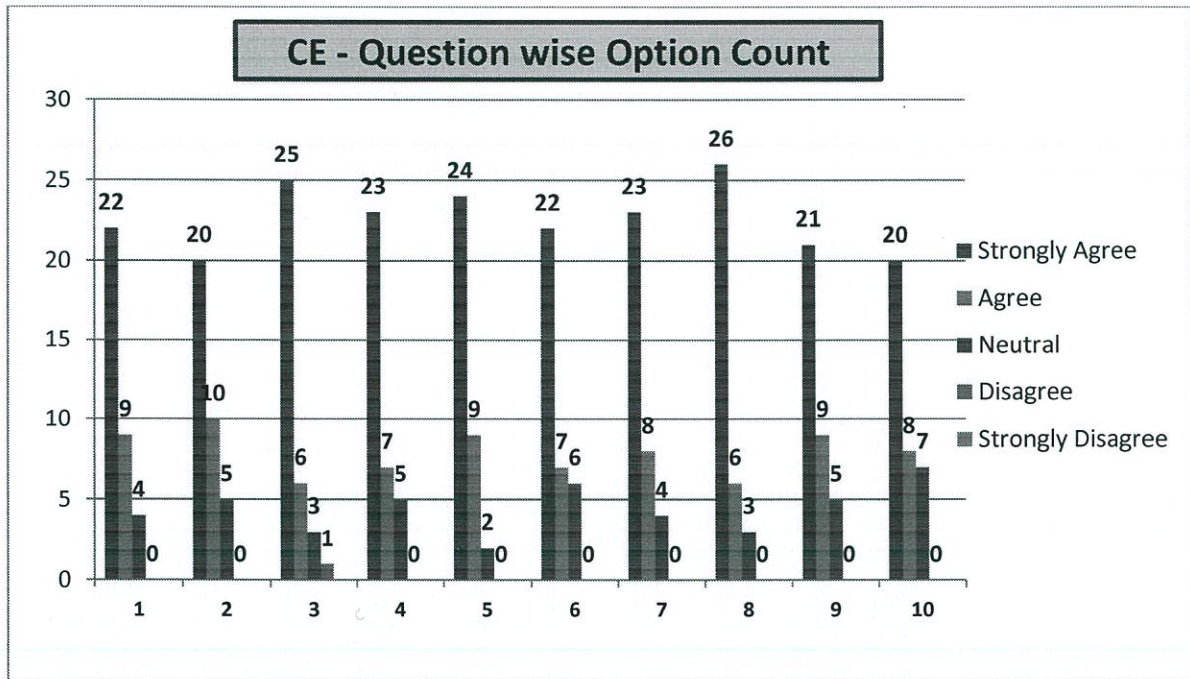
| Branch | Q.No. | Strongly Agree | Agree | Neutral | Disagree | Strongly Disagree | Total |
|--------|---------------------------------|----------------|-------|---------|----------|-------------------|-------|
| CE | 1 | 22 | 9 | 4 | 0 | 0 | 35 |
| CE | 2 | 20 | 10 | 5 | 0 | 0 | 35 |
| CE | 3 | 25 | 6 | 3 | 1 | 0 | 35 |
| CE | 4 | 23 | 7 | 5 | 0 | 0 | 35 |
| CE | 5 | 24 | 9 | 2 | 0 | 0 | 35 |
| CE | 6 | 22 | 7 | 6 | 0 | 0 | 35 |
| CE | 7 | 23 | 8 | 4 | 0 | 0 | 35 |
| CE | 8 | 26 | 6 | 3 | 0 | 0 | 35 |
| CE | 9 | 21 | 9 | 5 | 0 | 0 | 35 |
| CE | 10 | 20 | 8 | 7 | 0 | 0 | 35 |
| | Average | 23 | 8 | 4 | 0 | 0 | |
| | Average % | 65 | 23 | 13 | 0 | 0 | |
| | Feedback Average Out of 5 Scale | | | | | 4.51 | |

**Questions and Options****Civil Engineering****Each Question Feedback Average out of 5 Scale**

| | | | | | | |
|----------|--|-----------|---------|----------|-------------------|-------------|
| Q.No. 1 | The sequence of the courses in the curriculum as well as the syllabus are well-defined and balanced | | | | | 4.51 |
| Options | Strongly Agree | Agree | Neutral | Disagree | Strongly Disagree | |
| Q.No. 2 | The outcomes are well-defined for each course | | | | | 4.43 |
| Options | Strongly Agree | Agree | Neutral | Disagree | Strongly Disagree | |
| Q.No. 3 | Rate the usage of ICT and other tools by faculty to facilitate the teaching-learning process | | | | | 4.57 |
| Options | Strongly Agree | Agree | Neutral | Disagree | Strongly Disagree | |
| Q.No. 4 | The curriculum accommodates courses with laboratory / hands-on experiential / project-based learning | | | | | 4.51 |
| Options | Strongly Agree | Agree | Neutral | Disagree | Strongly Disagree | |
| Q.No. 5 | The courses enhance analytical/problem-solving/critical thinking/innovative skills | | | | | 4.63 |
| Options | Strongly Agree | Agree | Neutral | Disagree | Strongly Disagree | |
| Q.No. 6 | Rate the assessment/evaluation scheme of the courses | | | | | 4.46 |
| Options | Strongly Agree | Agree | Neutral | Disagree | Strongly Disagree | |
| Q.No. 7 | The curriculum supports the aptitude for higher education/research | | | | | 4.54 |
| Options | Strongly Agree | Agree | Neutral | Disagree | Strongly Disagree | |
| Q.No. 8 | The curriculum is industry-relevant from the employability point of view | | | | | 4.66 |
| Options | Excellent | Agree | Good | Average | Poor | |
| Q.No. 9 | The curriculum enables the graduates to take up leadership and managerial roles | | | | | 4.46 |
| Options | Strongly Agree | Agree | Neutral | Disagree | Strongly Disagree | |
| Q.No. 10 | Rate the curriculum with respect to the achievement of program outcomes | | | | | 4.37 |
| Options | Excellent | Very Good | Good | Average | Poor | |



Question Wise Analysis





Structured feedback for curriculum and its transaction is regularly obtained from stakeholders like Students, Teachers, Employers, Alumni, Academic peers etc., and Feedback processes of the institution may be classified as follows:

Parent Feedback on Curriculum Analysis Report

Academic Year 2023-24

I Year B.Tech. Electrical and Electronics Engineering

| Branch | Q.No. | Strongly Agree | Agree | Neutral | Disagree | Strongly Disagree | Total |
|--------|--|----------------|-------|---------|----------|-------------------|-------|
| EEE | 1 | 48 | 18 | 10 | 0 | 0 | 76 |
| EEE | 2 | 43 | 17 | 15 | 1 | 0 | 76 |
| EEE | 3 | 45 | 19 | 12 | 0 | 0 | 76 |
| EEE | 4 | 49 | 20 | 7 | 0 | 0 | 76 |
| EEE | 5 | 47 | 19 | 10 | 0 | 0 | 76 |
| EEE | 6 | 48 | 16 | 12 | 0 | 0 | 76 |
| EEE | 7 | 48 | 18 | 9 | 1 | 0 | 76 |
| EEE | 8 | 49 | 16 | 11 | 0 | 0 | 76 |
| EEE | 9 | 46 | 21 | 9 | 0 | 0 | 76 |
| EEE | 10 | 44 | 22 | 10 | 0 | 0 | 76 |
| | Average | 47 | 19 | 11 | 0 | 0 | |
| | Average % | 61 | 24 | 14 | 0 | 0 | |
| | Feedback Average Out of 5 Scale | | | | | 4.47 | |



Questions and Options

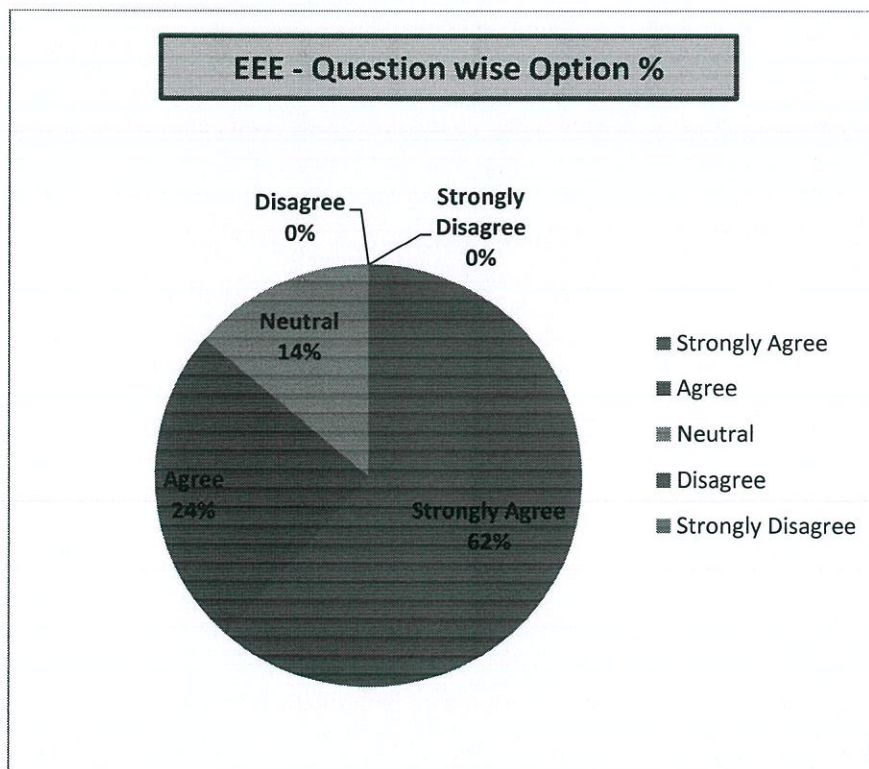
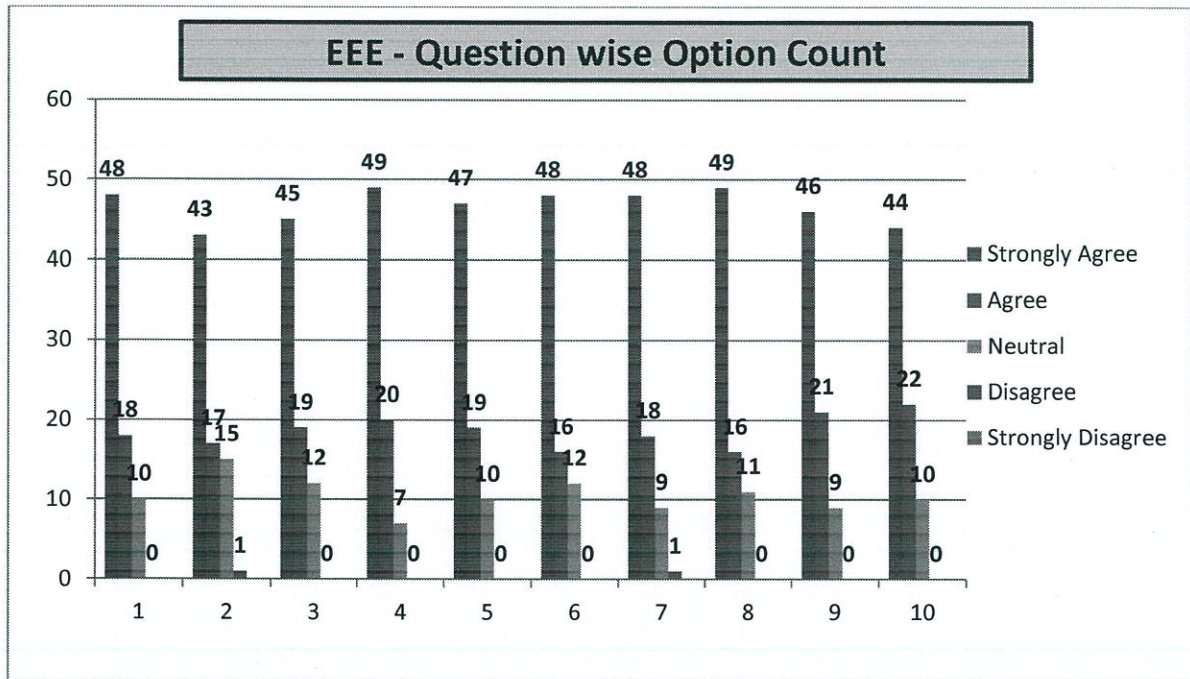
Electrical and Electronics Engineering

Each Question Feedback Average out of 5 Scale

| | | | | | | |
|----------|--|-----------|---------|----------|-------------------|-------------|
| Q.No. 1 | The sequence of the courses in the curriculum as well as the syllabus are well-defined and balanced | | | | | 4.50 |
| Options | Strongly Agree | Agree | Neutral | Disagree | Strongly Disagree | |
| Q.No. 2 | The outcomes are well-defined for each course | | | | | 4.34 |
| Options | Strongly Agree | Agree | Neutral | Disagree | Strongly Disagree | |
| Q.No. 3 | Rate the usage of ICT and other tools by faculty to facilitate the teaching-learning process | | | | | 4.43 |
| Options | Strongly Agree | Agree | Neutral | Disagree | Strongly Disagree | |
| Q.No. 4 | The curriculum accommodates courses with laboratory / hands-on experiential / project-based learning | | | | | 4.55 |
| Options | Strongly Agree | Agree | Neutral | Disagree | Strongly Disagree | |
| Q.No. 5 | The courses enhance analytical/problem-solving/critical thinking/innovative skills | | | | | 4.49 |
| Options | Strongly Agree | Agree | Neutral | Disagree | Strongly Disagree | |
| Q.No. 6 | Rate the assessment/evaluation scheme of the courses | | | | | 4.47 |
| Options | Strongly Agree | Agree | Neutral | Disagree | Strongly Disagree | |
| Q.No. 7 | The curriculum supports the aptitude for higher education/research | | | | | 4.49 |
| Options | Strongly Agree | Agree | Neutral | Disagree | Strongly Disagree | |
| Q.No. 8 | The curriculum is industry-relevant from the employability point of view | | | | | 4.50 |
| Options | Excellent | Agree | Good | Average | Poor | |
| Q.No. 9 | The curriculum enables the graduates to take up leadership and managerial roles | | | | | 4.49 |
| Options | Strongly Agree | Agree | Neutral | Disagree | Strongly Disagree | |
| Q.No. 10 | Rate the curriculum with respect to the achievement of program outcomes | | | | | 4.45 |
| Options | Excellent | Very Good | Good | Average | Poor | |



Question Wise Analysis





Structured feedback for curriculum and its transaction is regularly obtained from stakeholders like Students, Teachers, Employers, Alumni, Academic peers etc., and Feedback processes of the institution may be classified as follows:

Parent Feedback on Curriculum Analysis Report

Academic Year 2023-24

I Year B.Tech. Mechanical Engineering

| Branch | Q.No. | Strongly Agree | Agree | Neutral | Disagree | Strongly Disagree | Total |
|--------|--|----------------|-------|---------|----------|-------------------|-------|
| ME | 1 | 10 | 7 | 2 | 0 | 0 | 19 |
| ME | 2 | 10 | 6 | 3 | 0 | 0 | 19 |
| ME | 3 | 9 | 7 | 3 | 0 | 0 | 19 |
| ME | 4 | 9 | 8 | 2 | 0 | 0 | 19 |
| ME | 5 | 10 | 7 | 2 | 0 | 0 | 19 |
| ME | 6 | 10 | 5 | 4 | 0 | 0 | 19 |
| ME | 7 | 9 | 9 | 1 | 0 | 0 | 19 |
| ME | 8 | 8 | 6 | 5 | 0 | 0 | 19 |
| ME | 9 | 10 | 7 | 2 | 0 | 0 | 19 |
| ME | 10 | 7 | 7 | 5 | 0 | 0 | 19 |
| | Average | 9 | 7 | 3 | 0 | 0 | |
| | Average % | 48 | 36 | 15 | 0 | 0 | |
| | Feedback Average Out of 5 Scale | | | | | 4.43 | |



Questions and Options

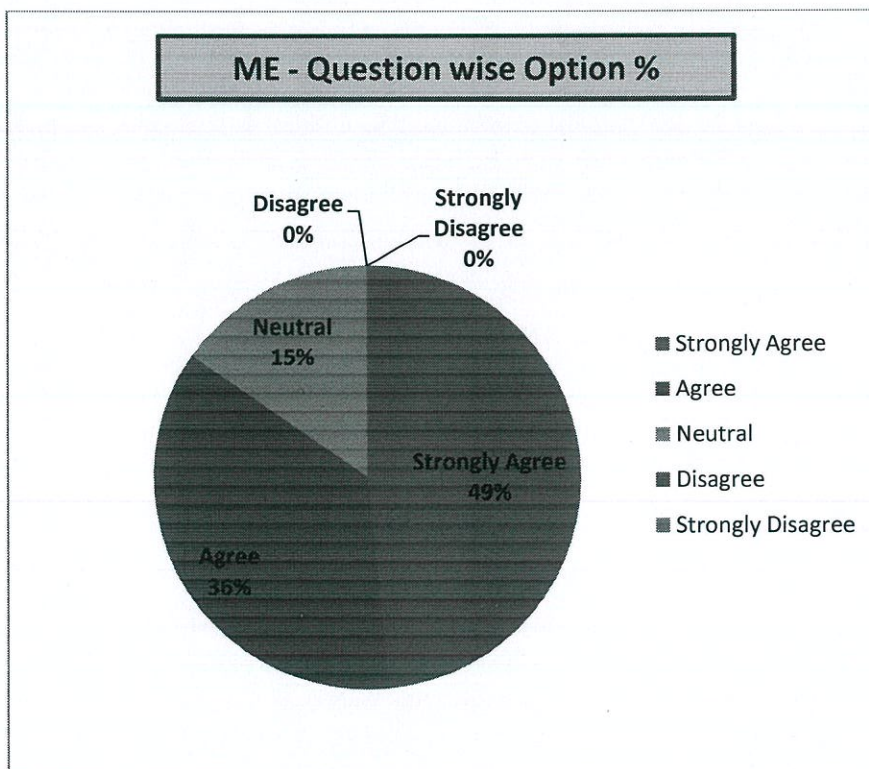
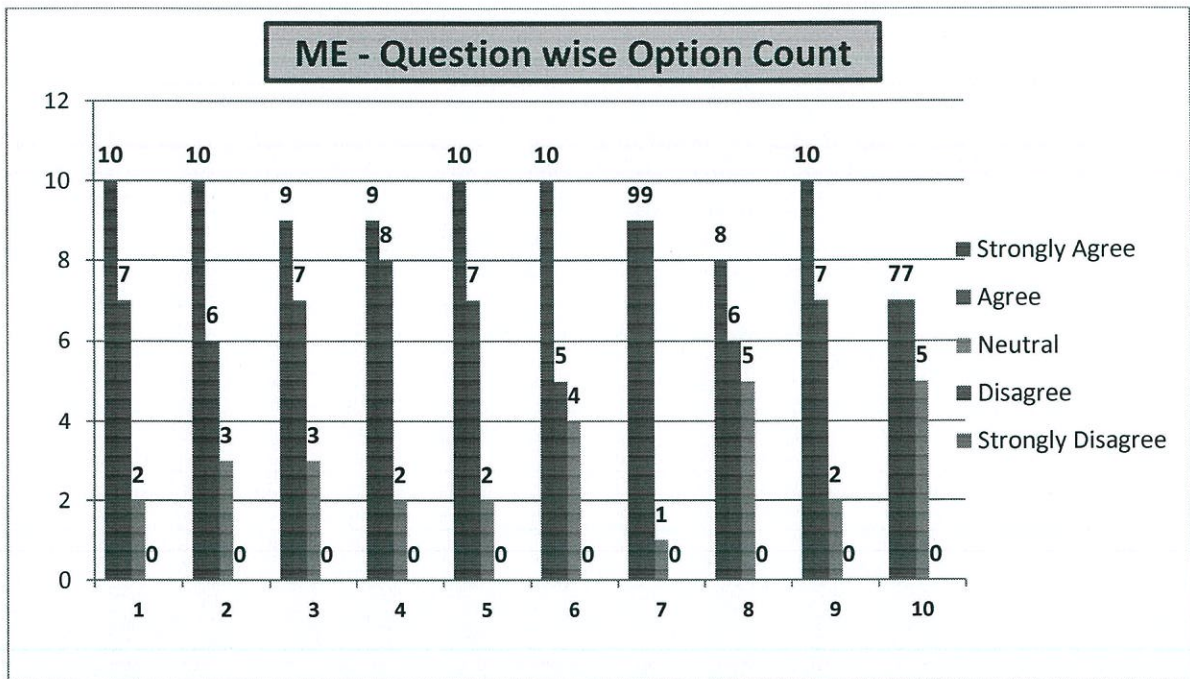
Mechanical Engineering

Each Question Feedback Average out of 5 Scale

| | | | | | | |
|----------|--|-----------|---------|----------|-------------------|------|
| Q.No. 1 | The sequence of the courses in the curriculum as well as the syllabus are well-defined and balanced | | | | | 4.42 |
| Options | Strongly Agree | Agree | Neutral | Disagree | Strongly Disagree | |
| Q.No. 2 | The outcomes are well-defined for each course | | | | | 4.7 |
| Options | Strongly Agree | Agree | Neutral | Disagree | Strongly Disagree | |
| Q.No. 3 | Rate the usage of ICT and other tools by faculty to facilitate the teaching-learning process | | | | | 4.32 |
| Options | Strongly Agree | Agree | Neutral | Disagree | Strongly Disagree | |
| Q.No. 4 | The curriculum accommodates courses with laboratory / hands-on experiential / project-based learning | | | | | 4.37 |
| Options | Strongly Agree | Agree | Neutral | Disagree | Strongly Disagree | |
| Q.No. 5 | The courses enhance analytical/problem-solving/critical thinking/innovative skills | | | | | 4.42 |
| Options | Strongly Agree | Agree | Neutral | Disagree | Strongly Disagree | |
| Q.No. 6 | Rate the assessment/evaluation scheme of the courses | | | | | 4.32 |
| Options | Strongly Agree | Agree | Neutral | Disagree | Strongly Disagree | |
| Q.No. 7 | The curriculum supports the aptitude for higher education/research | | | | | 4.42 |
| Options | Strongly Agree | Agree | Neutral | Disagree | Strongly Disagree | |
| Q.No. 8 | The curriculum is industry-relevant from the employability point of view | | | | | 4.16 |
| Options | Excellent | Agree | Good | Average | Poor | |
| Q.No. 9 | The curriculum enables the graduates to take up leadership and managerial roles | | | | | 4.42 |
| Options | Strongly Agree | Agree | Neutral | Disagree | Strongly Disagree | |
| Q.No. 10 | Rate the curriculum with respect to the achievement of program outcomes | | | | | 4.11 |
| Options | Excellent | Very Good | Good | Average | Poor | |



Question Wise Analysis





Structured feedback for curriculum and its transaction is regularly obtained from stakeholders like Students, Teachers, Employers, Alumni, Academic peers etc., and Feedback processes of the institution may be classified as follows:

Parent Feedback on Curriculum Analysis Report

Academic Year 2023-24

I Year B.Tech. Electronics & Communication Engineering

| Branch | Q.No. | Strongly Agree | Agree | Neutral | Disagree | Strongly Disagree | Total |
|--------|---------------------------------|----------------|-------|---------|----------|-------------------|-------|
| ECE | 1 | 80 | 20 | 16 | 0 | 0 | 116 |
| ECE | 2 | 79 | 19 | 18 | 0 | 0 | 116 |
| ECE | 3 | 82 | 18 | 16 | 0 | 0 | 116 |
| ECE | 4 | 76 | 21 | 19 | 0 | 0 | 116 |
| ECE | 5 | 76 | 27 | 13 | 0 | 0 | 116 |
| ECE | 6 | 73 | 29 | 14 | 0 | 0 | 116 |
| ECE | 7 | 72 | 26 | 18 | 0 | 0 | 116 |
| ECE | 8 | 85 | 18 | 13 | 0 | 0 | 116 |
| ECE | 9 | 71 | 29 | 16 | 0 | 0 | 116 |
| ECE | 10 | 88 | 16 | 12 | 0 | 0 | 116 |
| | Average | 78 | 22 | 16 | 0 | 0 | |
| | Average % | 67 | 19 | 13 | 0 | 0 | |
| | Feedback Average Out of 5 Scale | | | | | 4.54 | |



Questions and Options

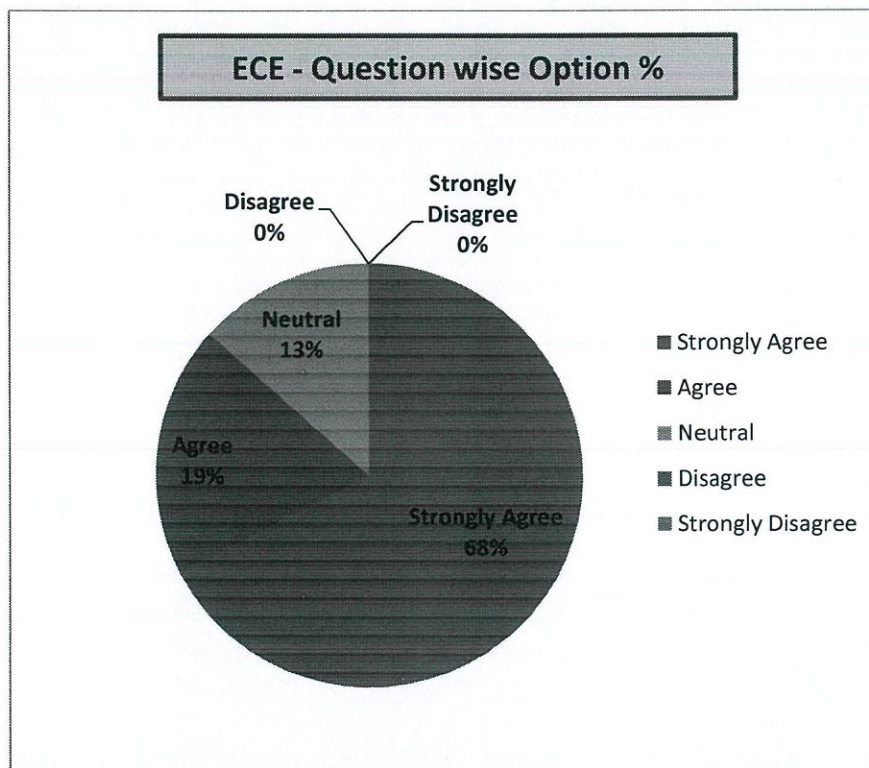
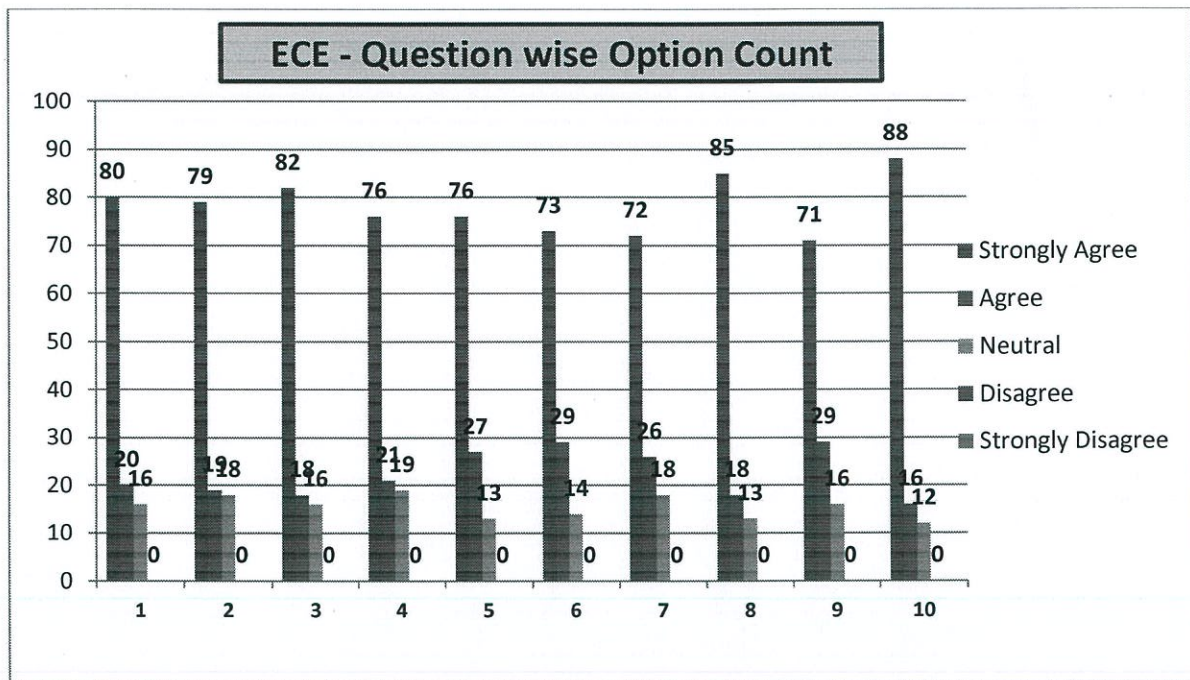
Electronics & Communication Engineering

Each Question Feedback Average out of 5 Scale

| | | | | | | |
|----------|--|-----------|---------|----------|-------------------|-------------|
| Q.No. 1 | The sequence of the courses in the curriculum as well as the syllabus are well-defined and balanced | | | | | 4.55 |
| Options | Strongly Agree | Agree | Neutral | Disagree | Strongly Disagree | |
| Q.No. 2 | The outcomes are well-defined for each course | | | | | 4.53 |
| Options | Strongly Agree | Agree | Neutral | Disagree | Strongly Disagree | |
| Q.No. 3 | Rate the usage of ICT and other tools by faculty to facilitate the teaching-learning process | | | | | 4.57 |
| Options | Strongly Agree | Agree | Neutral | Disagree | Strongly Disagree | |
| Q.No. 4 | The curriculum accommodates courses with laboratory / hands-on experiential / project-based learning | | | | | 4.49 |
| Options | Strongly Agree | Agree | Neutral | Disagree | Strongly Disagree | |
| Q.No. 5 | The courses enhance analytical/problem-solving/critical thinking/innovative skills | | | | | 4.54 |
| Options | Strongly Agree | Agree | Neutral | Disagree | Strongly Disagree | |
| Q.No. 6 | Rate the assessment/evaluation scheme of the courses | | | | | 4.51 |
| Options | Strongly Agree | Agree | Neutral | Disagree | Strongly Disagree | |
| Q.No. 7 | The curriculum supports the aptitude for higher education/research | | | | | 4.47 |
| Options | Strongly Agree | Agree | Neutral | Disagree | Strongly Disagree | |
| Q.No. 8 | The curriculum is industry-relevant from the employability point of view | | | | | 4.62 |
| Options | Excellent | Agree | Good | Average | Poor | |
| Q.No. 9 | The curriculum enables the graduates to take up leadership and managerial roles | | | | | 4.47 |
| Options | Strongly Agree | Agree | Neutral | Disagree | Strongly Disagree | |
| Q.No. 10 | Rate the curriculum with respect to the achievement of program outcomes | | | | | 4.66 |
| Options | Excellent | Very Good | Good | Average | Poor | |



Question Wise Analysis





Structured feedback for curriculum and its transaction is regularly obtained from stakeholders like Students, Teachers, Employers, Alumni, Academic peers etc., and Feedback processes of the institution may be classified as follows:

Parent Feedback on Curriculum Analysis Report

Academic Year 2023-24

I Year B.Tech. Computer Science & Engineering

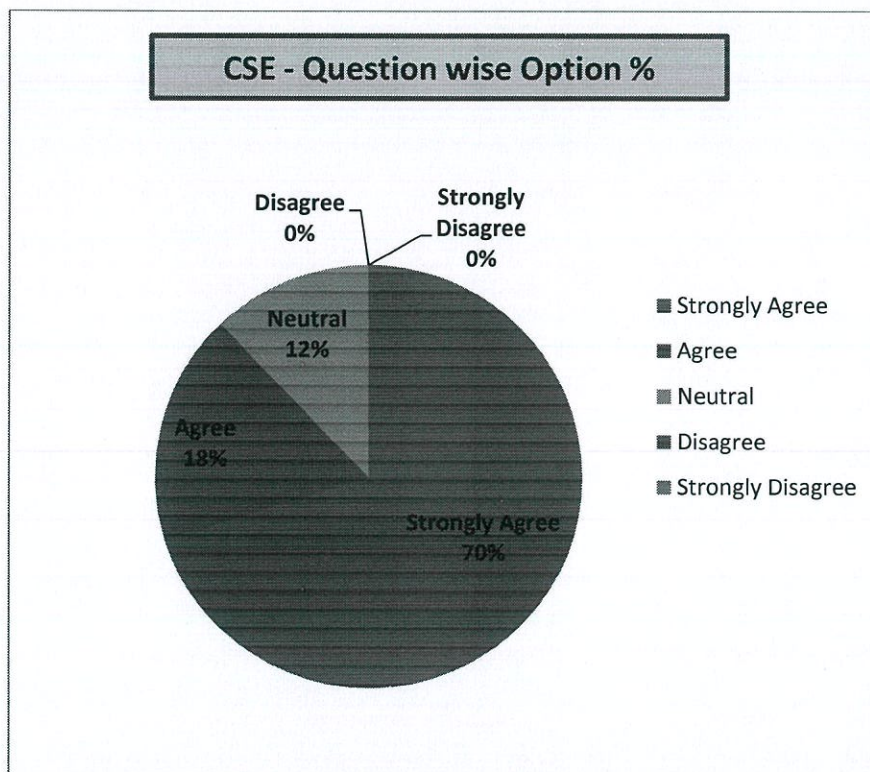
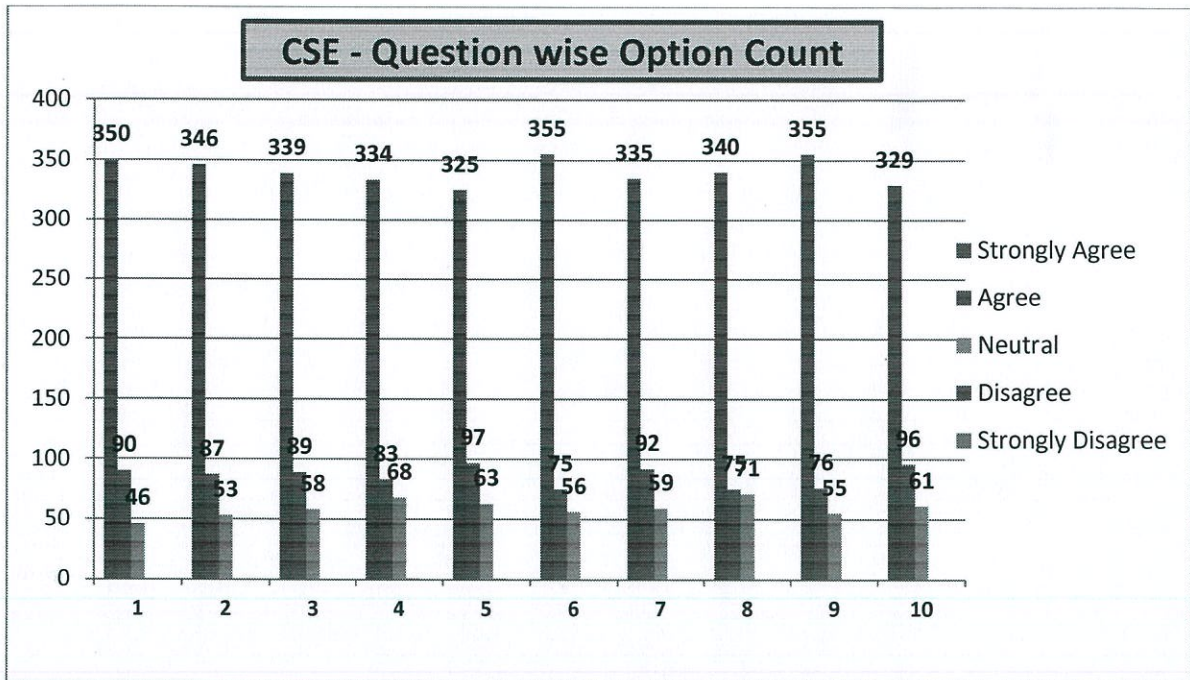
| Branch | Q.No. | Strongly Agree | Agree | Neutral | Disagree | Strongly Disagree | Total |
|--------|---------------------------------|----------------|-------|---------|----------|-------------------|-------|
| CSE | 1 | 350 | 90 | 46 | 0 | 0 | 486 |
| CSE | 2 | 346 | 87 | 53 | 0 | 0 | 486 |
| CSE | 3 | 339 | 89 | 58 | 0 | 0 | 486 |
| CSE | 4 | 334 | 83 | 68 | 1 | 0 | 486 |
| CSE | 5 | 325 | 97 | 63 | 1 | 0 | 486 |
| CSE | 6 | 355 | 75 | 56 | 0 | 0 | 486 |
| CSE | 7 | 335 | 92 | 59 | 0 | 0 | 486 |
| CSE | 8 | 340 | 75 | 71 | 0 | 0 | 486 |
| CSE | 9 | 355 | 76 | 55 | 0 | 0 | 486 |
| CSE | 10 | 329 | 96 | 61 | 0 | 0 | 486 |
| | Average | 341 | 86 | 59 | 0 | 0 | |
| | Average % | 70 | 18 | 12 | 0 | 0 | |
| | Feedback Average Out of 5 Scale | | | | | 4.58 | |

**Questions and Options****Computer Science & Engineering****Each Question Feedback Average out of 5 Scale**

| | | | | | | |
|----------|--|-----------|---------|----------|-------------------|-------------|
| Q.No. 1 | The sequence of the courses in the curriculum as well as the syllabus are well-defined and balanced | | | | | 4.63 |
| Options | Strongly Agree | Agree | Neutral | Disagree | Strongly Disagree | |
| Q.No. 2 | The outcomes are well-defined for each course | | | | | 4.60 |
| Options | Strongly Agree | Agree | Neutral | Disagree | Strongly Disagree | |
| Q.No. 3 | Rate the usage of ICT and other tools by faculty to facilitate the teaching-learning process | | | | | 4.58 |
| Options | Strongly Agree | Agree | Neutral | Disagree | Strongly Disagree | |
| Q.No. 4 | The curriculum accommodates courses with laboratory / hands-on experiential / project-based learning | | | | | 4.54 |
| Options | Strongly Agree | Agree | Neutral | Disagree | Strongly Disagree | |
| Q.No. 5 | The courses enhance analytical/problem-solving/critical thinking/innovative skills | | | | | 4.53 |
| Options | Strongly Agree | Agree | Neutral | Disagree | Strongly Disagree | |
| Q.No. 6 | Rate the assessment/evaluation scheme of the courses | | | | | 4.62 |
| Options | Strongly Agree | Agree | Neutral | Disagree | Strongly Disagree | |
| Q.No. 7 | The curriculum supports the aptitude for higher education/research | | | | | 4.57 |
| Options | Strongly Agree | Agree | Neutral | Disagree | Strongly Disagree | |
| Q.No. 8 | The curriculum is industry-relevant from the employability point of view | | | | | 4.55 |
| Options | Excellent | Agree | Good | Average | Poor | |
| Q.No. 9 | The curriculum enables the graduates to take up leadership and managerial roles | | | | | 4.62 |
| Options | Strongly Agree | Agree | Neutral | Disagree | Strongly Disagree | |
| Q.No. 10 | Rate the curriculum with respect to the achievement of program outcomes | | | | | 4.55 |
| Options | Excellent | Very Good | Good | Average | Poor | |



Question Wise Analysis





Structured feedback for curriculum and its transaction is regularly obtained from stakeholders like Students, Teachers, Employers, Alumni, Academic peers etc., and Feedback processes of the institution may be classified as follows:

Parent Feedback on Curriculum Analysis Report

Academic Year 2023-24

I Year B.Sc. (Hons.) Agriculture

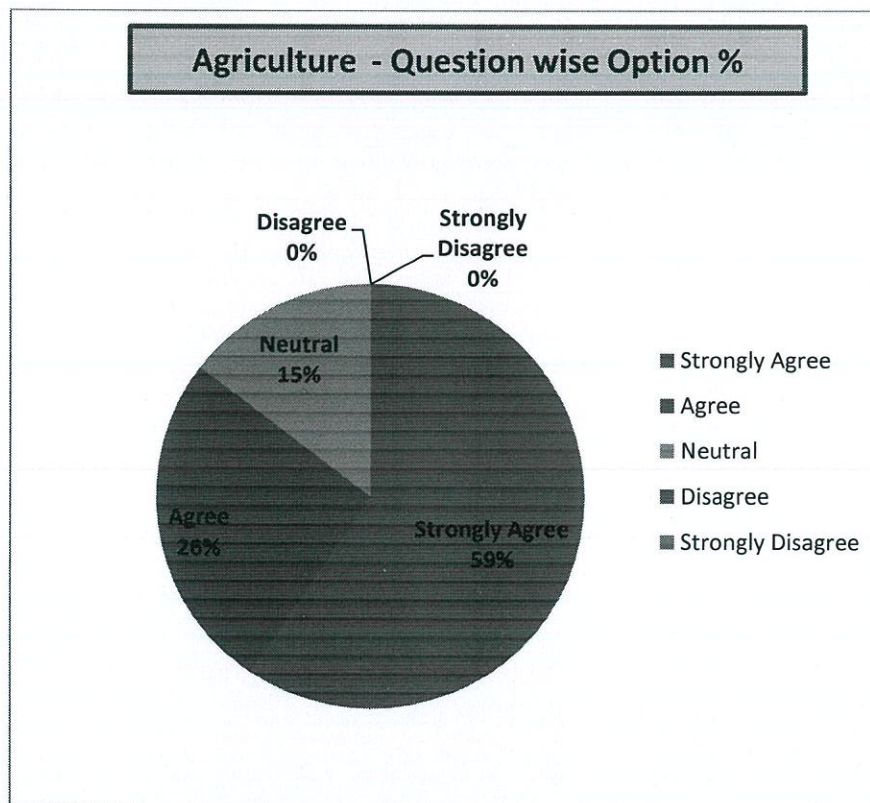
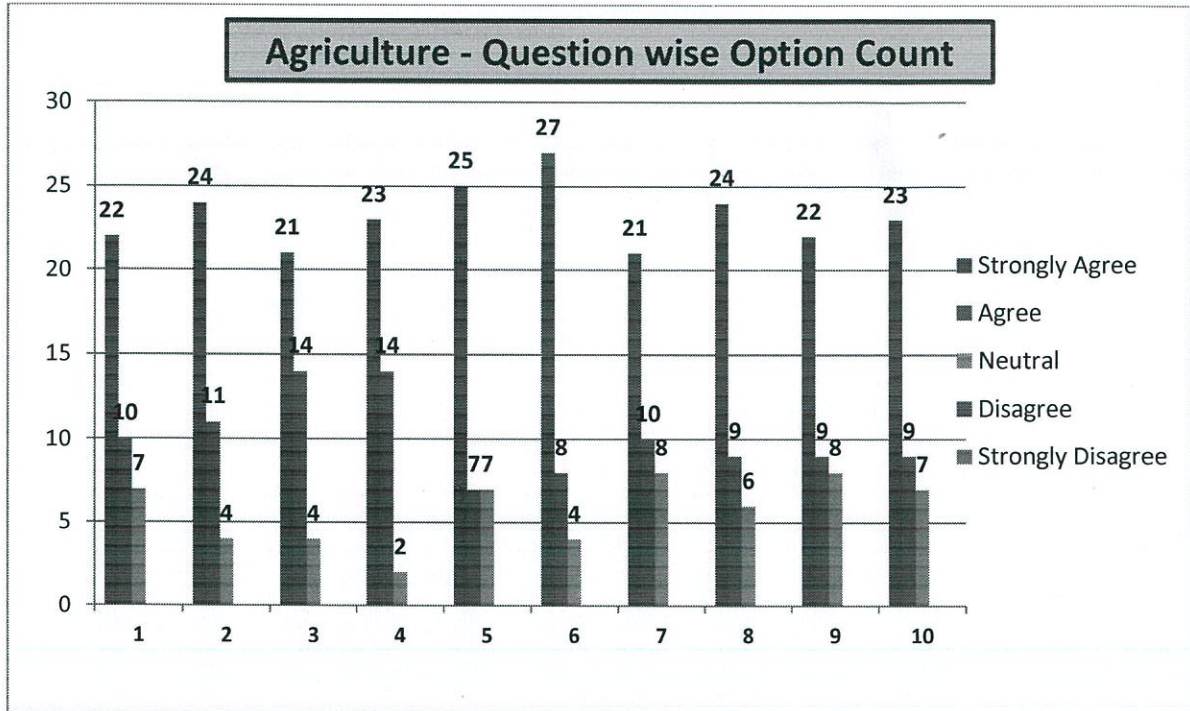
| Branch | Q.No. | Strongly Agree | Agree | Neutral | Disagree | Strongly Disagree | Total |
|--------|--|----------------|-------|---------|----------|-------------------|-------|
| Agri | 1 | 22 | 10 | 7 | 0 | 0 | 39 |
| Agri | 2 | 24 | 11 | 4 | 0 | 0 | 39 |
| Agri | 3 | 21 | 14 | 4 | 0 | 0 | 39 |
| Agri | 4 | 23 | 14 | 2 | 0 | 0 | 39 |
| Agri | 5 | 25 | 7 | 7 | 0 | 0 | 39 |
| Agri | 6 | 27 | 8 | 4 | 0 | 0 | 39 |
| Agri | 7 | 21 | 10 | 8 | 0 | 0 | 39 |
| Agri | 8 | 24 | 9 | 6 | 0 | 0 | 39 |
| Agri | 9 | 22 | 9 | 8 | 0 | 0 | 39 |
| Agri | 10 | 23 | 9 | 7 | 0 | 0 | 39 |
| | Average | 23 | 10 | 6 | 0 | 0 | |
| | Average % | 59 | 26 | 15 | 0 | 0 | |
| | Feedback Average Out of 5 Scale | | | | | 4.45 | |

**Questions and Options****B.Sc. (Hons.) Agriculture****Each Question Feedback Average out of 5 Scale**

| | | | | | | |
|----------|--|-----------|---------|----------|-------------------|-------------|
| Q.No. 1 | The sequence of the courses in the curriculum as well as the syllabus are well-defined and balanced | | | | | 4.38 |
| Options | Strongly Agree | Agree | Neutral | Disagree | Strongly Disagree | |
| Q.No. 2 | The outcomes are well-defined for each course | | | | | 4.51 |
| Options | Strongly Agree | Agree | Neutral | Disagree | Strongly Disagree | |
| Q.No. 3 | Rate the usage of ICT and other tools by faculty to facilitate the teaching-learning process | | | | | 4.44 |
| Options | Strongly Agree | Agree | Neutral | Disagree | Strongly Disagree | |
| Q.No. 4 | The curriculum accommodates courses with laboratory / hands-on experiential / project-based learning | | | | | 4.54 |
| Options | Strongly Agree | Agree | Neutral | Disagree | Strongly Disagree | |
| Q.No. 5 | The courses enhance analytical/problem-solving/critical thinking/innovative skills | | | | | 4.46 |
| Options | Strongly Agree | Agree | Neutral | Disagree | Strongly Disagree | |
| Q.No. 6 | Rate the assessment/evaluation scheme of the courses | | | | | 4.59 |
| Options | Strongly Agree | Agree | Neutral | Disagree | Strongly Disagree | |
| Q.No. 7 | The curriculum supports the aptitude for higher education/research | | | | | 4.33 |
| Options | Strongly Agree | Agree | Neutral | Disagree | Strongly Disagree | |
| Q.No. 8 | The curriculum is industry-relevant from the employability point of view | | | | | 4.46 |
| Options | Excellent | Agree | Good | Average | Poor | |
| Q.No. 9 | The curriculum enables the graduates to take up leadership and managerial roles | | | | | 4.36 |
| Options | Strongly Agree | Agree | Neutral | Disagree | Strongly Disagree | |
| Q.No. 10 | Rate the curriculum with respect to the achievement of program outcomes | | | | | 4.41 |
| Options | Excellent | Very Good | Good | Average | Poor | |



Question Wise Analysis





Structured feedback for curriculum and its transaction is regularly obtained from stakeholders like Students, Teachers, Employers, Alumni, Academic peers etc., and Feedback processes of the institution may be classified as follows:

Parent Feedback on Curriculum Analysis Report

Academic Year 2023-24

I Year Bachelor of Business Administration

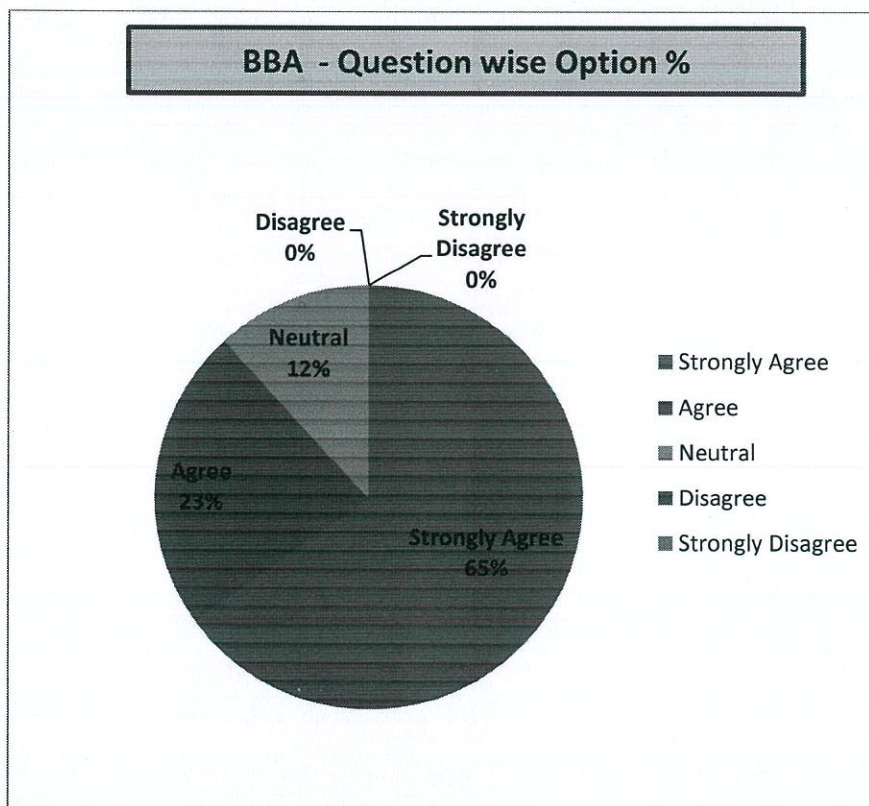
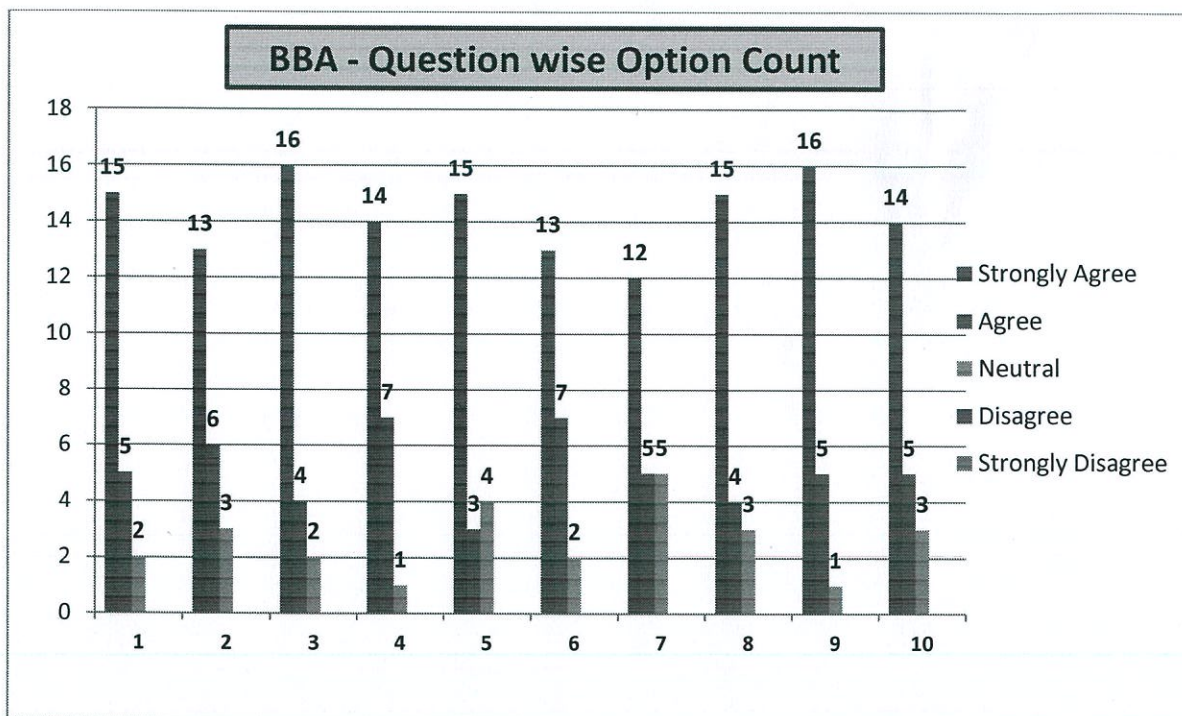
| Branch | Q.No. | Strongly Agree | Agree | Neutral | Disagree | Strongly Disagree | Total |
|--------|--|----------------|-------|---------|----------|-------------------|-------|
| BBA | 1 | 15 | 5 | 2 | 0 | 0 | 22 |
| BBA | 2 | 13 | 6 | 3 | 0 | 0 | 22 |
| BBA | 3 | 16 | 4 | 2 | 0 | 0 | 22 |
| BBA | 4 | 14 | 7 | 1 | 0 | 0 | 22 |
| BBA | 5 | 15 | 3 | 4 | 0 | 0 | 22 |
| BBA | 6 | 13 | 7 | 2 | 0 | 0 | 22 |
| BBA | 7 | 12 | 5 | 5 | 0 | 0 | 22 |
| BBA | 8 | 15 | 4 | 3 | 0 | 0 | 22 |
| BBA | 9 | 16 | 5 | 1 | 0 | 0 | 22 |
| BBA | 10 | 14 | 5 | 3 | 0 | 0 | 22 |
| | Average | 14 | 5 | 3 | 0 | 0 | |
| | Average % | 65 | 23 | 12 | 0 | 0 | |
| | Feedback Average Out of 5 Scale | | | | | 4.53 | |

**Questions and Options****Bachelor of Business Administration****Each Question Feedback Average out of 5 Scale**

| | | | | | | |
|----------|--|-----------|---------|----------|-------------------|------|
| Q.No. 1 | The sequence of the courses in the curriculum as well as the syllabus are well-defined and balanced | | | | | 4.59 |
| Options | Strongly Agree | Agree | Neutral | Disagree | Strongly Disagree | |
| Q.No. 2 | The outcomes are well-defined for each course | | | | | 4.45 |
| Options | Strongly Agree | Agree | Neutral | Disagree | Strongly Disagree | |
| Q.No. 3 | Rate the usage of ICT and other tools by faculty to facilitate the teaching-learning process | | | | | 4.64 |
| Options | Strongly Agree | Agree | Neutral | Disagree | Strongly Disagree | |
| Q.No. 4 | The curriculum accommodates courses with laboratory / hands-on experiential / project-based learning | | | | | 4.59 |
| Options | Strongly Agree | Agree | Neutral | Disagree | Strongly Disagree | |
| Q.No. 5 | The courses enhance analytical/problem-solving/critical thinking/innovative skills | | | | | 4.50 |
| Options | Strongly Agree | Agree | Neutral | Disagree | Strongly Disagree | |
| Q.No. 6 | Rate the assessment/evaluation scheme of the courses | | | | | 4.50 |
| Options | Strongly Agree | Agree | Neutral | Disagree | Strongly Disagree | |
| Q.No. 7 | The curriculum supports the aptitude for higher education/research | | | | | 4.32 |
| Options | Strongly Agree | Agree | Neutral | Disagree | Strongly Disagree | |
| Q.No. 8 | The curriculum is industry-relevant from the employability point of view | | | | | 4.55 |
| Options | Excellent | Agree | Good | Average | Poor | |
| Q.No. 9 | The curriculum enables the graduates to take up leadership and managerial roles | | | | | 4.68 |
| Options | Strongly Agree | Agree | Neutral | Disagree | Strongly Disagree | |
| Q.No. 10 | Rate the curriculum with respect to the achievement of program outcomes | | | | | 4.50 |
| Options | Excellent | Very Good | Good | Average | Poor | |



Question Wise Analysis



REGISTRAR

SR UNIVERSITY

(V) Ananthasagar, (M) Hasanparthy
Dt: Warangal - 506371, T.S.



Structured feedback for curriculum and its transaction is regularly obtained from stakeholders like Students, Teachers, Employers, Alumni, Academic peers etc., and Feedback processes of the institution may be classified as follows:

Parent Feedback on Curriculum Analysis Report

Academic Year 2023-24

I Year Master of Business Administration

| Branch | Q.No. | Strongly Agree | Agree | Neutral | Disagree | Strongly Disagree | Total |
|--------|---------------------------------|----------------|-------|---------|----------|-------------------|-------|
| MBA | 1 | 14 | 7 | 5 | 0 | 0 | 26 |
| MBA | 2 | 13 | 8 | 5 | 0 | 0 | 26 |
| MBA | 3 | 16 | 8 | 2 | 0 | 0 | 26 |
| MBA | 4 | 18 | 6 | 2 | 0 | 0 | 26 |
| MBA | 5 | 15 | 6 | 5 | 0 | 0 | 26 |
| MBA | 6 | 17 | 5 | 4 | 0 | 0 | 26 |
| MBA | 7 | 16 | 5 | 5 | 0 | 0 | 26 |
| MBA | 8 | 18 | 4 | 4 | 0 | 0 | 26 |
| MBA | 9 | 17 | 6 | 3 | 0 | 0 | 26 |
| MBA | 10 | 18 | 5 | 3 | 0 | 0 | 26 |
| | Average | 16 | 6 | 4 | 0 | 0 | |
| | Average % | 62 | 23 | 15 | 0 | 0 | |
| | Feedback Average Out of 5 Scale | | | | | 4.48 | |



Questions and Options

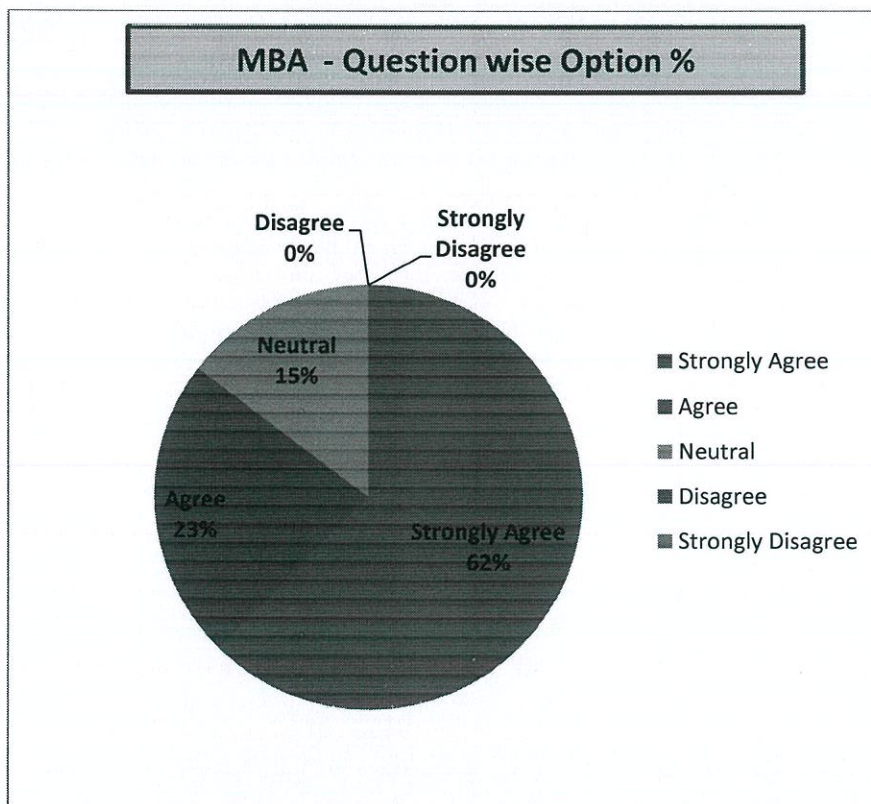
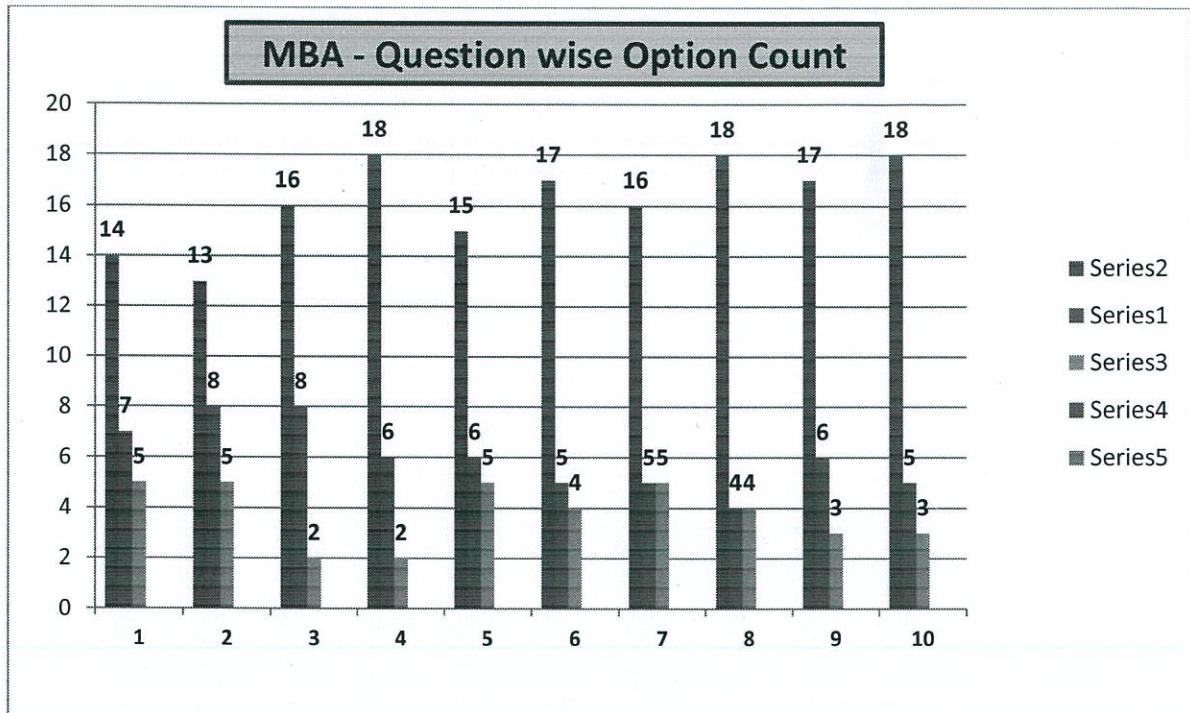
Master of Business Administration

Each Question Feedback Average out of 5 Scale

| | | | | | | |
|----------|--|-----------|---------|----------|-------------------|------|
| Q.No. 1 | The sequence of the courses in the curriculum as well as the syllabus are well-defined and balanced | | | | | 4.35 |
| Options | Strongly Agree | Agree | Neutral | Disagree | Strongly Disagree | |
| Q.No. 2 | The outcomes are well-defined for each course | | | | | 4.31 |
| Options | Strongly Agree | Agree | Neutral | Disagree | Strongly Disagree | |
| Q.No. 3 | Rate the usage of ICT and other tools by faculty to facilitate the teaching-learning process | | | | | 4.54 |
| Options | Strongly Agree | Agree | Neutral | Disagree | Strongly Disagree | |
| Q.No. 4 | The curriculum accommodates courses with laboratory / hands-on experiential / project-based learning | | | | | 4.62 |
| Options | Strongly Agree | Agree | Neutral | Disagree | Strongly Disagree | |
| Q.No. 5 | The courses enhance analytical/problem-solving/critical thinking/innovative skills | | | | | 4.38 |
| Options | Strongly Agree | Agree | Neutral | Disagree | Strongly Disagree | |
| Q.No. 6 | Rate the assessment/evaluation scheme of the courses | | | | | 4.50 |
| Options | Strongly Agree | Agree | Neutral | Disagree | Strongly Disagree | |
| Q.No. 7 | The curriculum supports the aptitude for higher education/research | | | | | 4.42 |
| Options | Strongly Agree | Agree | Neutral | Disagree | Strongly Disagree | |
| Q.No. 8 | The curriculum is industry-relevant from the employability point of view | | | | | 4.54 |
| Options | Excellent | Agree | Good | Average | Poor | |
| Q.No. 9 | The curriculum enables the graduates to take up leadership and managerial roles | | | | | 4.54 |
| Options | Strongly Agree | Agree | Neutral | Disagree | Strongly Disagree | |
| Q.No. 10 | Rate the curriculum with respect to the achievement of program outcomes | | | | | 4.58 |
| Options | Excellent | Very Good | Good | Average | Poor | |



Question Wise Analysis





Structured feedback for curriculum and its transaction is regularly obtained from stakeholders like Students, Teachers, Employers, Alumni, Academic peers etc., and Feedback processes of the institution may be classified as follows:

Parent Feedback on Curriculum Analysis Report

Academic Year 2023-24

I Year Master of Technology

| Branch | Q.No. | Strongly Agree | Agree | Neutral | Disagree | Strongly Disagree | Total |
|---------|---------------------------------|----------------|-------|---------|----------|-------------------|-------|
| M.Tech. | 1 | 9 | 5 | 1 | 0 | 0 | 15 |
| M.Tech. | 2 | 8 | 5 | 2 | 0 | 0 | 15 |
| M.Tech. | 3 | 9 | 4 | 2 | 0 | 0 | 15 |
| M.Tech. | 4 | 10 | 3 | 2 | 0 | 0 | 15 |
| M.Tech. | 5 | 8 | 4 | 3 | 0 | 0 | 15 |
| M.Tech. | 6 | 9 | 3 | 3 | 0 | 0 | 15 |
| M.Tech. | 7 | 7 | 6 | 2 | 0 | 0 | 15 |
| M.Tech. | 8 | 8 | 6 | 1 | 0 | 0 | 15 |
| M.Tech. | 9 | 7 | 5 | 3 | 0 | 0 | 15 |
| M.Tech. | 10 | 10 | 4 | 1 | 0 | 0 | 15 |
| | Average | 9 | 5 | 2 | 0 | 0 | |
| | Average % | 57 | 30 | 13 | 0 | 0 | |
| | Feedback Average Out of 5 Scale | | | | | 4.43 | |

**Questions and Options****Master of Technology****Each Question Feedback Average out of 5 Scale**

| | | | | | | |
|----------|--|-----------|---------|----------|-------------------|-------------|
| Q.No. 1 | The sequence of the courses in the curriculum as well as the syllabus are well-defined and balanced | | | | | 4.53 |
| Options | Strongly Agree | Agree | Neutral | Disagree | Strongly Disagree | |
| Q.No. 2 | The outcomes are well-defined for each course | | | | | 4.40 |
| Options | Strongly Agree | Agree | Neutral | Disagree | Strongly Disagree | |
| Q.No. 3 | Rate the usage of ICT and other tools by faculty to facilitate the teaching-learning process | | | | | 4.47 |
| Options | Strongly Agree | Agree | Neutral | Disagree | Strongly Disagree | |
| Q.No. 4 | The curriculum accommodates courses with laboratory / hands-on experiential / project-based learning | | | | | 4.53 |
| Options | Strongly Agree | Agree | Neutral | Disagree | Strongly Disagree | |
| Q.No. 5 | The courses enhance analytical/problem-solving/critical thinking/innovative skills | | | | | 4.33 |
| Options | Strongly Agree | Agree | Neutral | Disagree | Strongly Disagree | |
| Q.No. 6 | Rate the assessment/evaluation scheme of the courses | | | | | 4.40 |
| Options | Strongly Agree | Agree | Neutral | Disagree | Strongly Disagree | |
| Q.No. 7 | The curriculum supports the aptitude for higher education/research | | | | | 4.33 |
| Options | Strongly Agree | Agree | Neutral | Disagree | Strongly Disagree | |
| Q.No. 8 | The curriculum is industry-relevant from the employability point of view | | | | | 4.47 |
| Options | Excellent | Agree | Good | Average | Poor | |
| Q.No. 9 | The curriculum enables the graduates to take up leadership and managerial roles | | | | | 4.27 |
| Options | Strongly Agree | Agree | Neutral | Disagree | Strongly Disagree | |
| Q.No. 10 | Rate the curriculum with respect to the achievement of program outcomes | | | | | 4.60 |
| Options | Excellent | Very Good | Good | Average | Poor | |



Question Wise Analysis

